

TIME TEAM @ 2021 World Rowing Indoor Championships

entries

draw

results

live





matrix

per event

per race

per country

LW U23 (500m) 500 meter

pos.	code	crew stroke	finish		difference	
1.	FRA	Merlène Eychenne France	01:38.6 01:38.6	(1)	47.0 spm	
2.	TUN	Zammeli Sarra Tunisia	01:39.5 01:39.5	(2)	+0.9 42.0 spm	
3.	EGY	Salma Abdelrahman Egypt	01:42.1 01:42.1	(3)	+3.5 43.0 spm	
4.	POL	Adrianna Krystochowicz Poland	01:42.4 01:42.4	(4)	+3.8 42.0 spm	
5.	GBR	Hazel Wake Great Britain	01:45.4 01:45.4	(5)	+6.8 43.0 spm	
6.	PHI	Alyssa Go Philippines	01:46.0 01:46.0	(6)	+7.4 45.0 spm	
7.	GRE	Anna Boziki Greece	01:47.0 01:47.0	(7)	+8.4 40.0 spm	
8.	PHI	Wylene Lu Philippines	01:48.8 01:48.8	(8)	+10.2 39.0 spm	
9.	PHI	Kyra Louise Sandejas Philippines	01:49.0 01:49.0	(9)	+10.4 42.0 spm	
10.	EGY	Habiba Mahmoud Mohamed Mohamed Egypt	01:49.1 01:49.1	(10)	+10.5 44.0 spm	

TIME TEAM @ 2021 World Rowing Indoor Championships

entries

draw

results

live






matrix

per event

per race

per country

LM30 (2000m) 2000 meter

pos.	code	crew stroke	500m	1000m interval	1500m interval	finish interval	difference	
1.	GER	Sebastian Kleinsorgen Germany	01:32.5 (2)	03:08.2 (1)	04:43.8 (1)	06:18.8 (1)	35.0 spm	
2.	POR	Nuno Coelho Portugal	01:33.7 (3)	03:10.3 (2)	04:47.5 (2)	06:23.7 (2)	+4.9 40.2 spm	
3.	PYF	Damien Wild French Polynesia	01:34.0 (4)	03:10.5 (3)	04:48.3 (3)	06:27.9 (3)	+9.1 32.8 spm	
4.	TUN	Mateur Abdalah Tunisia	01:36.4 (5)	03:13.1 (4)	04:51.0 (4)	06:28.5 (4)	+9.7 33.0 spm	
5.	CAN	Derek O'farrell Canada	01:37.2 (7)	03:14.9 (5)	04:52.7 (5)	06:28.8 (5)	+10.0 34.7 spm	
6.	FIN	Pekka Lensu Finland	01:36.5 (6)	03:15.0 (6)	04:54.2 (6)	06:32.2 (6)	+13.4 32.7 spm	
7.	GBR	Craig Mumby Great Britain	01:37.7 (8)	03:16.8 (7)	04:55.8 (7)	06:33.8 (7)	+15.0 36.7 spm	
8.	GBR	Paul Clarke Great Britain	01:42.1 (10)	03:23.3 (9)	05:04.5 (9)	06:43.6 (8)	+24.8 34.3 spm	
9.	TUN	Elhaj Hassen Tunisia	01:38.6 (9)	03:18.0 (8)	04:58.5 (8)	06:45.1 (9)	+26.3 32.5 spm	
	SGP	Ahmad Aizat Bin Rahmat Singapore					did not start	
	ESP	Damian Alonso Alonso Spain	01:31.7 (1)	--	--		did not finish	

TIME TEAM @ 2021 World Rowing Indoor Championships

entries

draw

results

live

matrix

per event

per race

per country

LM U23 (500m) 500 meter

pos.	code	crew stroke	finish	difference	
1.	POL	Aleksander Chajda Poland	01:23.7 (1) 01:23.7	49.0 spm	
2.	EGY	Adham Mahgoub Egypt	01:24.3 (2) 01:24.3	+0.6 51.0 spm	
3.	SLO	Jaka Malešič Slovenia	01:24.6 (3) 01:24.6	+0.9 57.0 spm	
4.	HUN	Kis Szabaszián Hungary	01:25.5 (4) 01:25.5	+1.8 46.0 spm	
5.	ITA	Simone Alberto Rolle Italy	01:26.3 (5) 01:26.3	+2.6 45.0 spm	
6.	IND	Ashish Phugat India	01:26.4 (6) 01:26.4	+2.7 42.0 spm	
7.	TUN	Ayed Iyed Tunisia	01:27.3 (7) 01:27.3	+3.6 53.0 spm	
8.	PHI	Joachim de Jesus Philippines	01:30.5 (8) 01:30.5	+6.8 44.0 spm	
9.	GBR	Ralph Ellison Great Britain	01:30.7 (9) 01:30.7	+7.0 44.0 spm	
	FIN	Antton Koivisto Finland	did not start		

TIME TEAM @ 2021 World Rowing Indoor Championships

entries

draw

results

live


matrix

per event

per race

per country

W55 (2000m) 2000 meter

pos.	code	crew stroke	500m	1000m interval	1500m interval	finish interval	difference	
1.	GBR	Joanne Blundell Great Britain	01:52.1 (1)	03:46.8 (1)	05:41.6 (1)	07:34.8 (1)	27.5 spm	
2.	NZL	Patricia Hira-Creagh New Zealand	01:55.8 (2)	03:50.3 (2)	05:45.1 (2)	07:39.7 (2)	+4.9 26.5 spm	
3.	PYF	Odile Pison French Polynesia	01:56.2 (3)	03:58.7 (3)	06:01.2 (3)	08:03.7 (3)	+28.9 30.2 spm	
4.	FRA	Nathalie Francoise France	02:00.1 (4)	04:01.8 (4)	06:04.9 (4)	08:08.0 (4)	+33.2 29.7 spm	
5.	USA	Jennifer Baker United States	02:01.7 (5)	04:07.9 (5)	06:16.4 (5)	08:27.5 (5)	+52.7 31.5 spm	
6.	GBR	Gaynor Martin Great Britain	02:06.5 (6)	04:23.2 (6)	06:44.9 (6)	09:08.6 (6)	+1:33.8 32.2 spm	
7.	TUN	Salma Matri Tunisia	02:16.9 (7)	04:44.9 (7)	07:11.9 (7)	09:34.8 (7)	+2:00.0 25.7 spm	

TIME TEAM @ 2021 World Rowing Indoor Championships

entries

draw

results

live

matrix

per event

per race

per country

W U19 (500m) 500 meter

pos.	code	crew stroke	finish	difference
1.	EGY	Sara Mohamed Zafer Said Elsayed Elmarzouky Egypt	01:30.2 (1) 01:30.2	41.0 spm
2.	GBR	Meg Knight Great Britain	01:30.7 (2) 01:30.7	+0.5 44.0 spm
3.	ZIM	Danielle Kaschula Zimbabwe	01:31.9 (3) 01:31.9	+1.7 31.0 spm
4.	SLO	Agnese Macchi Slovenia	01:33.8 (4) 01:33.8	+3.6 38.0 spm
5.	DEN	Sofie Hæk Denmark	01:34.6 (5) 01:34.6	+4.4 50.0 spm
6.	RUS	Ekaterina Motyleva Russian Federation	01:34.9 (6) 01:34.9	+4.7 44.0 spm
7.	NED	Anna Menke Netherlands	01:35.0 (7) 01:35.0	+4.8 44.0 spm
8.	EST	Doris Meinbek Estonia	01:35.3 (8) 01:35.3	+5.1 45.0 spm
9.	POL	Maria Żukowska Poland	01:36.7 (9) 01:36.7	+6.5 36.0 spm
10.	RSA	Saskia Steltman South Africa	01:37.8 (10) 01:37.8	+7.6 45.0 spm
11.	GBR	Poppy Jones Great Britain	01:38.1 (11) 01:38.1	+7.9 36.0 spm
12.	TUN	Karkni Siwar Tunisia	01:38.6 (12) 01:38.6	+8.4 45.0 spm
13.	RUS	Anastasiya Egorova Russian Federation	01:39.0 (13) 01:39.0	+8.8 42.0 spm
14.	SUI	Lina Kühn Switzerland	01:40.0 (14) 01:40.0	+9.8 41.0 spm
15.	IND	Avinash Kaur India	01:40.3 (15) 01:40.3	+10.1 39.0 spm
16.	USA	Sydney Huber United States	01:43.7 (16) 01:43.7	+13.5 41.0 spm
17.	AUS	LilyRose Hall Krause Australia	01:45.4 (17) 01:45.4	+15.2 39.0 spm
18.	IND	Madhumitha D Dineshkumar India	01:50.2 (18) 01:50.2	+20.0 42.0 spm
	CAN	Sydney Swick Canada	did not start	
	AUS	Elena Moran Australia	did not start	