

TIME TEAM @ 2021 World Rowing Indoor Championships

entries

draw

results

live

matrix

per event

per race

per country

M PR1 (2000m) 2000 meter

pos.	code	crew stroke	500m	1000m interval	1500m interval	finish interval	difference	
1.	GER	Marcus Klemp Germany	01:55.9 (2)	03:56.0 (2)	05:55.6 (2)	07:48.0 (1)	33.5 spm	
2.	TUN	Rahmani Maher Tunisia	01:49.6 (1)	03:47.9 (1)	05:49.1 (1)	07:49.4 (2)	+1.4 43.2 spm	
3.	KOR	Jaeheon Ha South Korea	01:57.1 (3)	04:00.5 (3)	06:07.8 (3)	08:18.3 (3)	+30.3 34.2 spm	
4.	POL	Jaroslav Kailing Poland	02:05.8 (4)	04:14.5 (4)	06:23.1 (4)	08:30.8 (4)	+42.8 32.0 spm	
5.	POL	Arkadiusz Skrzypiński Poland	02:10.6 (5)	04:25.7 (5)	06:43.8 (5)	09:01.7 (5)	+1:13.7 44.5 spm	
6.	THA	Pooyin Comnuan Thailand	02:19.7 (6)	04:44.2 (6)	07:13.5 (6)	09:45.9 (6)	+1:57.9 42.8 spm	
7.	THA	Jarudad Duangwao Thailand	02:22.5 (7)	04:52.4 (7)	07:22.2 (7)	09:53.2 (7)	+2:05.2 35.7 spm	

TIME TEAM @ 2021 World Rowing Indoor Championships

entries

draw

results

live

matrix

per event

per race

per country

LW (2000m) 2000 meter

pos.	code	crew stroke	500m	1000m interval	1500m interval	finish interval	difference		
1.	POL	Kludia Pankratiew Poland	01:47.4 (3)	03:35.9 (3)	05:24.0 (2)	07:09.8 (1)	31.7 spm		
2.	LAT	Olga Svirska Latvia	01:46.9 (2)	03:35.4 (2)	05:24.0 (2)	07:10.4 (2)	+0.6 35.7 spm		
3.	TUN	Krimi Khadija Tunisia	01:44.7 (1)	03:32.2 (1)	05:22.4 (1)	07:12.0 (3)	+2.2 31.7 spm		
4.	GBR	Anna Hughes-Davies Great Britain	01:48.8 (5)	03:36.9 (4)	05:25.4 (4)	07:14.3 (4)	+4.5 30.8 spm		
5.	UGA	Kathleen Noble Uganda	01:51.6 (10)	03:43.4 (8)	05:35.9 (7)	07:23.8 (5)	+14.0 33.2 spm		
6.	LAT	Evita Bole Latvia	01:51.1 (9)	03:42.8 (7)	05:33.8 (6)	07:24.9 (6)	+15.1 35.5 spm		
6.	ALG	Rouba Amina Algeria	01:50.1 (8)	03:41.6 (5)	05:32.8 (5)	07:24.9 (6)	+15.1 36.5 spm		
8.	CAN	Manuela Fahme Canada	01:49.7 (6)	03:41.8 (6)	05:36.8 (8)	07:33.8 (8)	+24.0 30.7 spm		
9.	HKG	Wong Sheung Yee Hong Kong, China	01:54.2 (12)	03:48.4 (11)	05:42.3 (9)	07:35.6 (9)	+25.8 34.2 spm		
10.	CAN	Jasmine Carter Canada	01:50.0 (7)	03:45.4 (9)	05:44.3 (10)	07:43.0 (10)	+33.2 31.9 spm		
11.	HKG	Claire Burley Hong Kong, China	01:54.5 (13)	03:50.5 (13)	05:47.4 (11)	07:44.1 (11)	+34.3 34.5 spm		
12.	IRL	Davinia Anderson Ireland	01:52.4 (11)	03:50.2 (12)	05:47.8 (12)	07:46.0 (12)	+36.2 39.7 spm		
13.	KUW	Soaad Alfaqaan Kuwait	01:48.2 (4)	03:46.6 (10)	05:48.1 (13)	07:46.5 (13)	+36.7 33.4 spm		
14.	GBR	Hannah Bridger Great Britain	01:55.4 (14)	03:52.2 (15)	05:50.4 (14)	07:48.9 (14)	+39.1 30.5 spm		
15.	RSA	Caitlin Cooke South Africa	01:55.6 (15)	03:51.6 (14)	05:53.8 (15)	07:52.7 (15)	+42.9 29.0 spm		
	THA	Parisa Chaempudsa Thailand					did not start		
	THA	Matinee Raruen Thailand					did not start		

TIME TEAM @ 2021 World Rowing Indoor Championships

entries

draw

results

live









matrix

per event

per race

per country

LW U23 (2000m) 2000 meter

pos.	code	crew stroke	500m	1000m interval	1500m interval	finish interval	difference	
1.	GBR	Imy Bantick Great Britain	01:48.7 (1)	03:40.7 (1)	05:32.8 (1)	07:22.3 (1)	35.5 spm	
2.	HKG	Hung Wing Yan Winne Hong Kong, China	01:48.8 (2)	03:41.3 (2)	05:35.3 (2)	07:28.6 (2)	+6.3 33.5 spm	
3.	TUN	Zammeli Sarra Tunisia	01:50.6 (3)	03:43.4 (3)	05:37.5 (3)	07:30.6 (3)	+8.3 30.5 spm	
4.	FRA	Merlène Eychenne France	01:52.9 (4)	03:47.3 (4)	05:41.6 (4)	07:33.6 (4)	+11.3 31.5 spm	
5.	HKG	Leung Wing Wun Hong Kong, China	01:53.6 (5)	03:48.1 (6)	05:42.8 (5)	07:37.2 (5)	+14.9 31.5 spm	
6.	USA	Justine Touzot United States	01:54.7 (7)	03:50.0 (7)	05:45.0 (7)	07:37.8 (6)	+15.5 30.5 spm	
7.	GBR	Hazel Wake Great Britain	01:53.9 (6)	03:47.9 (5)	05:43.6 (6)	07:40.1 (7)	+17.8 35.5 spm	
8.	CAN	Rowan O Neill Canada	01:56.3 (8)	03:54.1 (8)	05:53.0 (8)	07:52.3 (8)	+30.0 29.0 spm	
	CAN	Angelina Stevenson Canada				did not start		
	CAN	Jordan Isnor Canada				did not start		

TIME TEAM @ 2021 World Rowing Indoor Championships

entries

draw

results

live

matrix

per event

per race

per country

LM (2000m) 2000 meter

pos.	code	crew stroke	500m	1000m interval	1500m interval	finish interval	difference	
1.	GER	Florian Roller Germany	01:32.9 (3)	03:05.7 (3)	04:37.6 (2)	06:09.4 (1)	36.0 spm	
2.	ITA	Martino Goretti Italy	01:30.1 (1)	03:03.2 (1)	04:37.4 (1)	06:10.7 (2)	+1.3 41.0 spm	
3.	ALG	Boudina Sid Ali Algeria	01:32.2 (2)	03:05.2 (2)	04:38.8 (3)	06:12.3 (3)	+2.9 35.5 spm	
4.	TUN	Mansouri Khalil Tunisia	01:35.0 (5)	03:10.7 (5)	04:46.3 (4)	06:19.5 (4)	+10.1 33.2 spm	
5.	RSA	Murray Bales-Smith South Africa	01:36.7 (8)	03:13.9 (6)	04:50.6 (6)	06:22.9 (5)	+13.5 36.0 spm	
6.	HKG	Chiu Hin Chun Hong Kong, China	01:34.5 (4)	03:09.7 (4)	04:47.8 (5)	06:24.0 (6)	+14.6 32.5 spm	
7.	CZE	Jakub Procházka Czech Republic	01:37.0 (10)	03:14.8 (9)	04:52.4 (8)	06:28.7 (7)	+19.3 35.2 spm	
8.	EGY	Ahmed Khaled Mohamed Abdelaal Egypt	01:36.6 (7)	03:13.9 (6)	04:51.9 (7)	06:34.4 (8)	+25.0 32.0 spm	
9.	HKG	Chan Tik Lun Hong Kong, China	01:36.7 (8)	03:14.4 (8)	04:55.2 (9)	06:36.7 (9)	+27.3 32.5 spm	
10.	ALG	Mohammed Belhadj Boucif Algeria	01:39.4 (11)	03:20.0 (11)	05:01.7 (10)	06:41.6 (10)	+32.2 30.0 spm	
11.	CAN	Stephen Blankenship Canada	01:39.4 (11)	03:21.0 (12)	05:05.8 (12)	06:47.0 (11)	+37.6 34.2 spm	
12.	EGY	Mohamed Alaa Mohamed Elsayed Mohamed Kota Egypt	01:36.5 (6)	03:18.1 (10)	05:03.5 (11)	06:48.1 (12)	+38.7 33.9 spm	
13.	USA	Ben Boehm United States	01:40.8 (13)	03:24.4 (13)	05:08.1 (13)	06:49.6 (13)	+40.2 34.0 spm	
14.	GBR	Alex Winsler Great Britain	01:40.9 (14)	03:24.5 (14)	05:08.4 (14)	06:50.2 (14)	+40.8 33.7 spm	
15.	USA	Steven Lalevich United States	01:42.6 (16)	03:25.7 (15)	05:10.4 (16)	06:54.1 (15)	+44.7 34.0 spm	
16.	ESP	Ruben de Dios sarciada Spain	01:42.5 (15)	03:26.6 (16)	05:10.2 (15)	06:54.5 (16)	+45.1 29.0 spm	
	GBR	Rowan Nightingale Great Britain	--	--	--	--		
	THA	Chanin Srisomboon Thailand				did not start		
	THA	Siwakorn Wongpin Thailand				did not start		

TIME TEAM @ 2021 World Rowing Indoor Championships

entries

draw

results

live

matrix

per event

per race

per country

LM U23 (2000m) 2000 meter

pos.	code	crew stroke	500m	1000m interval	1500m interval	finish interval	difference	
1.	URU	Felipe Kluver Uruguay	01:31.6 (1)	03:06.8 (1)	04:41.6 (1)	06:16.1 (1)	33.2 spm	
2.	HKG	Chan Chi Fung Hong Kong, China	01:33.7 (2)	03:09.1 (2)	04:44.6 (2)	06:19.9 (2)	+3.8 38.0 spm	
3.	POR	Paulo Fidalgo Portugal	01:34.8 (4)	03:11.2 (4)	04:46.3 (3)	06:20.7 (3)	+4.6 42.7 spm	
4.	CZE	Martin Dufek Czech Republic	01:36.0 (5)	03:11.8 (5)	04:47.7 (4)	06:24.9 (4)	+8.8 36.5 spm	
5.	TUN	Kadri Ghaith Tunisia	01:34.1 (3)	03:11.1 (3)	04:49.3 (5)	06:28.0 (5)	+11.9 38.3 spm	
6.	HKG	Lam San Tung Hong Kong, China	01:37.0 (6)	03:14.5 (6)	04:53.9 (6)	06:34.4 (6)	+18.3 36.0 spm	
7.	CAN	Tony DiDomenico Canada	01:38.0 (8)	03:18.4 (8)	04:59.4 (7)	06:39.3 (7)	+23.2 33.5 spm	
8.	FIN	Antton Koivisto Finland	01:39.3 (9)	03:20.3 (9)	05:06.3 (8)	06:53.1 (8)	+37.0 34.2 spm	
	URU	Bruno Cetraro Uruguay					did not start	
	CAN	Samual Maconco Canada	01:37.9 (7)	03:17.0 (7)	--		did not finish	

TIME TEAM @ 2021 World Rowing Indoor Championships

entries

draw

results

live










matrix

per event

per race

per country

LM30 (500m) 500 meter

pos.	code	crew stroke	finish		difference	
1.	FIN	Joonas Makipelto Finland	01:22.2 01:22.2	(1)	59.0 spm	
2.	FIN	Pekka Lensu Finland	01:24.7 01:24.7	(2)	+2.5 52.0 spm	
3.	HKG	Wong Chi shing Hong Kong, China	01:25.0 01:25.0	(3)	+2.8 44.0 spm	
4.	DEN	Bergur Robert Dam Jensen Denmark	01:26.3 01:26.3	(4)	+4.1 43.0 spm	
5.	TUN	Mateur Abdalah Tunisia	01:26.6 01:26.6	(5)	+4.4 45.0 spm	
6.	BEL	Alexander Chklar Belgium	01:28.0 01:28.0	(6)	+5.8 57.0 spm	
7.	GER	Axel Oschmann Germany	01:28.3 01:28.3	(7)	+6.1 43.0 spm	
8.	USA	Stephen Kress United States	01:31.5 01:31.5	(8)	+9.3 52.0 spm	
9.	AUS	Luke Schofield Australia	01:31.7 01:31.7	(9)	+9.5 39.0 spm	
10.	SGP	Ahmad Aizat Bin Rahmat Singapore	01:36.0 01:36.0	(10)	+13.8 46.0 spm	